SAMPLING - Target Specification for Prototype Samples - SAMPLING

PRECISION MICRODRIVES™

Model No. 307-105

# Product Data Sheet

Range:
Title: 7mm Vibration Motor
Type: 100mm leads
Model: 307-105



7mm Vibration Motor
2mm Type
Shown on 6mm Isometric Grid

| KEY FEATURES | |
|---|---|
| Body Diameter | 7 mm [+/- 0.1] |
| Body Length | 2.05 mm [+/- 0.1] |
| Rated Operating Voltage | 3 V |
| Rated Vibration Speed | 14,000 rpm [+/- 3,000] |
| Typical Rated Operating Current | 42 mA |
| Typical Norm. Amplitude | 0.35 G |

## TYPICAL DC MOTOR PERFORMANCE CHARACTERISTICS

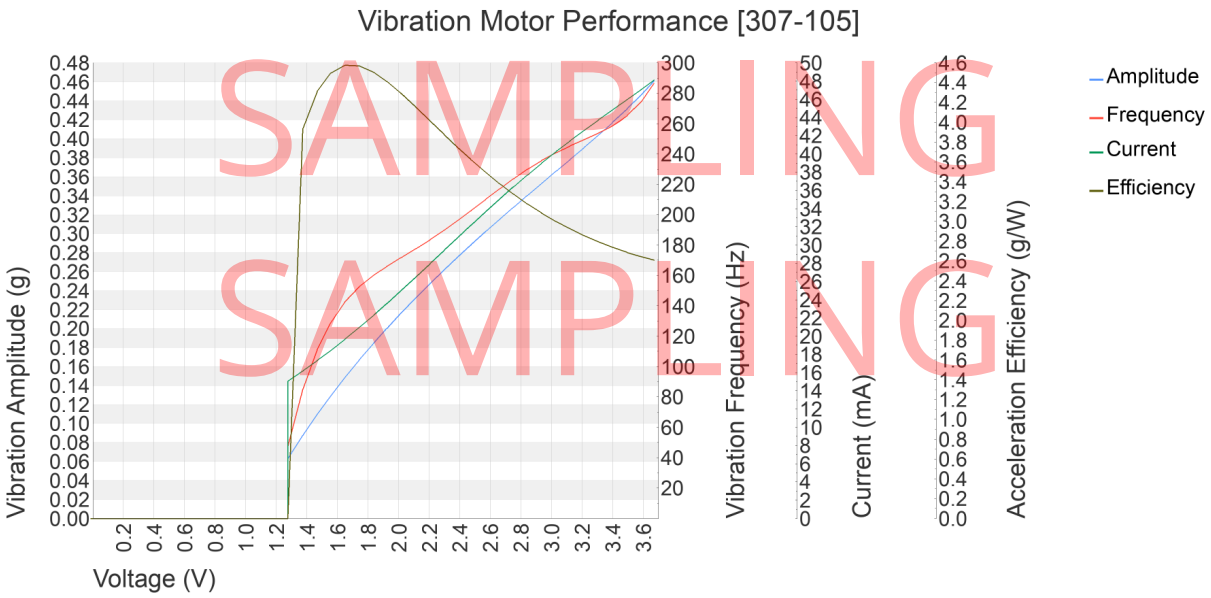


SAMPLING
SAMPLING

## ORDERING INFORMATION

The model number fully defines the model, variant and additional features of the product. Please quote this number when ordering. For stocked types, testing and evaluation samples can be ordered directly through our online store.


© 2023

SAMPLING - Target Specification for Prototype Samples - SAMPLING

PRECISION MICRODRIVES™

Model No. 307-105

# Looking for the perfect design?

# We can help.



Precision Microdrives is an ISO 9001:2015 trusted designer and manufacturer of miniature, cost-effective, and well engineered motors and mechanisms. We are specialists in,

- Trusted precision motor design
- Flexible motor & mechanism manufacturing
- Dependable quality control & after-sales support
- Industry leading motor testing and validation

Our UK based motor design engineers, will support you through the complex process of specifying, developing, validating, and mass manufacturing, a custom motor or mechanism. The result? A part perfect for your application.

Delivered, On-Time & To Spec.

## SPEAK TO OUR DESIGN ENGINEERS TODAY

**Email:** enquiries@precisionmicrodrives.com
**Call:** +44 (0) 1932 252482

## DESIGN FOR APPLICATION CASE STUDIES



### ENCAPSULATED VIBRATION MOTOR FOR A CPR TRAINING DUMMY

- Low volume, high value manufacturing
- Custom CNC machined enclosure
- Optimised haptic performance
- Custom PCB including EMI filters
- Part no. 334-401.001



### VIBRATION MOTOR HIGHLY OPTIMISED FOR RUGGEDISED FIRE AND POLICE EMERGENCY RADIOS

- High volume production
- Optimised for emergency services application
- Ruggedised design with custom rubber ‘suspension’ cover
- Custom PCB with spring legs for simplified production assembly times
- Part no. 308-104.001



### PRECISION SPEED AND TORQUE CONTROLLED SERVO WITH INTEGRATED TUNABLE PID LOOP FOR SINGLE-USE SCIENTIFIC INSTRUMENT.

- Medium volume, high value assembly
- Proprietary PID controller converts cost-effective motor design into a precision servo
- Adapted control software including digital IO (to customer’s specification)
- Part no. 132-100.001



### CUSTOMISED PRECISION GEAR MOTOR WITH ROBUST OPTICAL ENCODER

- High volume production
- Application specific output shaft
- Tailored motor performance curves
- Rear motor shaft with noise resistant optical encoder
- Part no. 212-116.001

SAMPLING
SAMPLING


© 2023

SAMPLING - Target Specification for Prototype Samples - SAMPLING



## PHYSICAL SPECIFICATION

| PARAMETER | CONDITIONS | SPECIFICATION |
|---|---|---|
| Body Diameter | Max body diameter or max face dimension where non-circular | 7 mm [+/- 0.1] |
| Body Length | Excl. shafts, leads and terminals | 2.05 mm [+/- 0.1] |
| Unit Weight | | 0.5 g |

## CONSTRUCTION SPECIFICATION

| PARAMETER | CONDITIONS | SPECIFICATION |
|---|---|---|
| Motor Construction | | Flat Coreless |
| Commutation | | Precious Metal Brush |
| Bearing Type | | Sintered Bronze |

## LEADS & CONNECTORS SPECIFICATION

| PARAMETER | CONDITIONS | SPECIFICATION |
|---|---|---|
| Lead Length | Lead lengths defined as total length or between motor and connector | 100 mm [+/- 3] |
| Lead Strip Length | | 1.5 mm [+/- 0.5] |
| Lead Wire Gauge | | 32 AWG |
| Lead Configuration | | Straight |

SAMPLING

## OPERATIONAL SPECIFICATION

| PARAMETER | CONDITIONS | SPECIFICATION |
|---|---|---|
| Rated Operating Voltage | | 3 V |
| Rated Vibration Speed | At rated voltage using the inertial test load | 14,000 rpm [+/- 3,000] |
| Max. Rated Operating Current | At rated voltage using the inertial test load | 80 mA |
| Max. Start Voltage | Certified starting voltage. Measured at no load, where applicable | 2.5 V |
| Max. Operating Voltage | | 3.6 V |
| Rated Inertial Test Load | Mass of rated load standard test sled | 100 g |
| Min. Vibration Amplitude | Peak-to-peak value at rated voltage using the inertial test load | 0.21 G |
| Max. Start Current | At rated voltage | 85 mA |

SAMPLING

**FIND OUT HOW THIS PART COULD MEET YOUR SPECIFICATIONS**

**Email:** enquiries@precisionmicrodrives.com
**Call:** +44 (0) 1932 252482


© 2023

SAMPLING - Target Specification for Prototype Samples - SAMPLING



**Important:** The characteristics of the motor is the typical operating parameters of the product. The data herein offers design guidance information only and supplied batches are validated for conformity against the specifications on the previous page.

## TYPICAL PERFORMANCE CHARACTERISTICS

| PARAMETER | CONDITIONS | SPECIFICATION |
|---|---|---|
| Typical Rated Operating Current | At rated voltage using the inertial test load | 42 mA |
| Typical Vibration Amplitude | Peak-to-peak value at rated voltage using the inertial test load | 0.35 G |
| Typical Start Current | At rated voltage | 60 mA |
| Typical Vibration Efficiency | At rated voltage using the inertial test load | 2.78 G/W |
| Typical Norm. Amplitude | Peak-to-peak vibration amplitude normalised by the inertial test load at rated voltage | 0.35 G |
| Typical Start Voltage | Measured at no load, where applicable | 1.55 V |
| Typical Terminal Resistance | | 90 Ohm |
| Typical Terminal Inductance | | 210 uH |

## TYPICAL HAPTIC CHARACTERISTICS

| PARAMETER | CONDITIONS | SPECIFICATION |
|---|---|---|
| Typical Lag Time | At rated voltage using the inertial test load | 35.5 ms |
| Typical Rise Time | At rated voltage using the inertial test load | 62.5 ms |
| Typical Stop Time | At rated voltage using the inertial test load | 51.5 ms |
| Typical Active Brake Time | Time taken from steady-state to 0.04 G under inverse polarity at max. voltage | 24.5 ms |

SAMPLING

## ENVIRONMENTAL CHARACTERISTICS

SAMPLING

| PARAMETER | CONDITIONS | SPECIFICATION |
|---|---|---|
| Max. Operating Temp. | | 60 Deg.C |
| Min. Operating Temp. | | -20 Deg.C |
| Max. Storage & Transportation Temp. | | 70 Deg.C |
| Min. Storage & Transportation Temp. | | -30 Deg.C |

**FIND OUT HOW THIS PART COULD MEET YOUR SPECIFICATIONS**

**Email:** enquiries@precisionmicrodrives.com
**Call:** +44 (0) 1932 252482

PRECISION MICRODRIVES™

# Model No. 307-105

## PRODUCT DIMENSIONAL SPECIFICATION




SAMPLING
SAMPLING

**FIND OUT HOW THIS PART COULD MEET YOUR SPECIFICATIONS**

**Email:** enquiries@precisionmicrodrives.com
**Call:** +44 (0) 1932 252482


© 2023

## HOW TO ORDER

Call or email us with your order requirements at:
Email: **enquiries@precisionmicrodrives.com**
Phone: **+44 (0) 1932 252482**

Please quote the full part number when ordering or making an enquiry. Some products can be ordered in smaller volumes directly from our website: **www.precisionmicrodrives.com**

## DATASHEET REVISION AND VERSION NUMBERING

We aim to provide ou customer with the most detailed product information available. Sometimes changes are necessary, and these will be controlled by our engineering change request and notification process. To track datasheet versions we use both a 'production revision number' and a 'document version number'. These can be found at the bottom of every page. Inc some cases, such as documentation errors, the document version number can increase without triggering a product revision.

## LIFE SUPPORT AND MISSION CRITICAL APPLICATION POLICY

PRECISION MICRODRIVES PRODUCTS ARE NOT AUTHORISED FOR USE AS CRITICAL COMPONENTS IN LIFE SUPPORT DEVICES OR OTHER CRITICAL APPLICATION SYSTEMS WITHOUT THE EXPRESS WRITTEN APPROVAL OF PRECISION MICRODRIVES LIMITED.

As used herein:

1. Life support devices or systems are devices or systems which,

    1.1. are intended for surgical implant into the body, or

    1.2. support or sustain life, and whose failure to perform when properly used in accordance with instructions for use provided in the labeling, can be reasonably expected to result in a significant injury to the user or a third party.

2. A critical component is any component of a life support device or any other system or machine whose failure to perform can be reasonably expected to cause the failure of the life support device or system, or to affect its safety or effectiveness.

SAMPLING

## BATCH NUMBERING, MANUFACTURING, TRACEABILITY AND LABELLING

Every part of manufactured by Precision Microdrives is at minimum identified and traced via a batch number. Where physically practical, we try to make each part with a batch number. In addition, some parts carry a lot code or barcode serial numbers. If traceability is a core requirement for your purchase, let us know and we'll outline the production options for you.

SAMPLING

## STANDARD QUALITY CONTROLS AND ISO 9001

Precision quality control is one of our 3 key competitive advantages. All motors that we produce undergo 100% line inspection followed by strict and detailed batch sample testing in accordance with ISO 2859. All of the processes operated at Precision Microdrives are managed within our ISO 9001 quality system.

Precision Microdrives Limited
Unit 1.07, Canterbury Court
1-3 Brixton Road
London
SW9 6DE
United Kingdom

**Tel:** +44 (0) 1932 252482
**Fax:** +44 (0) 1932 325353
**Email:** enquiries@precisionmicrodrives.com
**Web:** www.precisionmicrodrives.com
Registered in England and Wales No. 5114621
VAT Registration. GB 900 1238 84.


© 2023